

RoHS Compliant

REV	SIGN	DATE	DESCRIPTION	APPROVER
A3		2025.08.15	Initial Release	Shao Bo

THIS IS CAD DRAWING, DO NOT REVISE MANUALLY!!!

DIM A=(N-1)×3.5+5.3
 DIM B=(N-1)×3.5
 N=number of poles

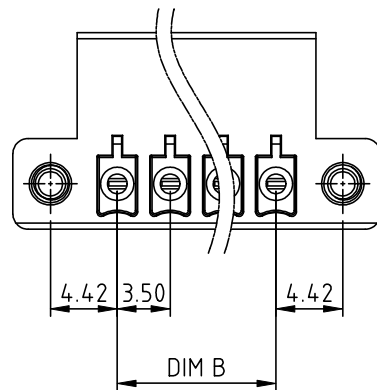
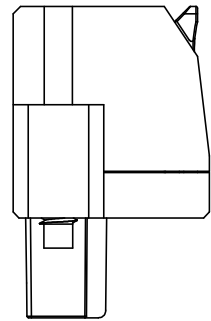
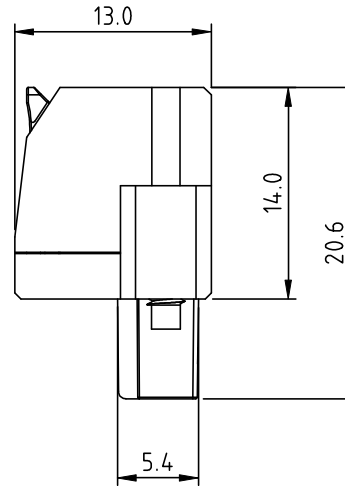
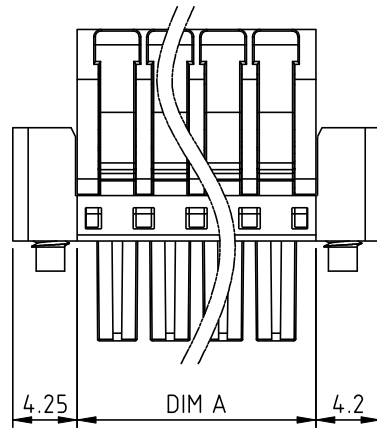
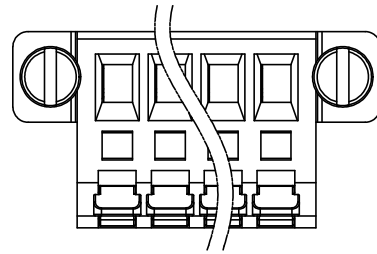
DIM	TOL		
	2P-6P	7P-12P	13P-16P
Dim A	±0.10	±0.15	±0.20
Dim B	±0.10	±0.15	±0.20

Material:

- Item ① Terminal upper body: Thermoplastic (UL94V-0),
- Item ② Terminal bottom body: Thermoplastic (UL94V-0),
- Item ③ Terminal lever: Thermoplastic
- Item ④ Terminal Contact: Copper alloy
- Item ⑤ Spring: Stainless,

Electrical: UL1059

- Voltage rating: 300 V
- Current rating: 10A
- Wire range:
 - Solid wire: 24-16AWG
 - Stranded wire: 24-16AWG
- Wire strip length: 10 mm
- Operating temperature: -40°C to +105°C
- Assembling temperature: -5°C to +105°C
- Safety Approval:



Part No. **PL xx 1 x x FH xxxx G**

NO. OF POLES
 02: 2 POLES
 03: 3 POLES

 16: 16 POLES

Body color
 0 Black
 1 natural color
 2 Red
 3 Orange
 4 Yellow
 5 Green (RAL6018/T)
 6 Blue
 8 Grey (標準色)
 9 White
 C: Green (RAL 6018/U)

Lever color
 0 Black
 1 natural color
 2 Red
 3 Orange
 4 Yellow
 5 Green (RAL6018/T)
 6 Blue
 8 Grey (標準色)
 9 White
 C: Green (RAL 6018/U)

RoHS compliant (lead<4%)
 In copper Alloy
 00x0: "@" Logo (Standard)
 Any special item by customer request.
 please contact sales department.

Amphenol ANYTEK

CUSTOMER COPY

ALL RIGHTS RESERVED. REPRODUCTION OR ISSUE TO THIRD PARTIES IN ANY FORM WHATSOEVER IS NOT PERMITTED WITHOUT WRITTEN AUTHORITY FROM THE PROPRIETOR. PROPERTY OF ANYTEK TECHNOLOGY CO., LTD

TITLE	PL 3.5 series 2P-16P terminal block, 180°, with flange				
PART NO.	PLxx1xxFHxxxxG		DWG NO.	8PL1002	
APPROVED	CHECKED	DESIGNED	DRAWN	CUST NO.	Tolerance
		Shao Bo 2025.08.15	Shao Bo 2025.08.15		X. ±0.50 X.X ±0.30 X.XX ±0.10 X° ±1°
				UNIT: mm SCALE: 2:1 SHEET: 01/01 REV.: A3	